

**TRANSWEST**

TRUCK TRAILER RV

**ATTP**

ALL TRUCK & TRAILER PARTS



**WWW.TRANSWEST.COM**

**YOUR SOURCE FOR HEAVY-DUTY TRAILER PARTS!**

**BRIGHTON**

20770 I-76  
Brighton, CO 80603  
877-409-1900

**ATTP**

5196 E. 77th Ave.  
Commerce City, CO 80022  
800-510-7870  
303-301-7650 (Se Habla Español)

**FOUNTAIN**

6220 E. Champlin Dr.  
Fountain, CO 80817  
866-685-0569

**COLORADO**

**877-409-1900**

**PARTS EXPERTS**

**GREATER KANSAS CITY**

**877-772-9995**

**PARTS EXPERTS**

**FREDERICK**

7550 E. I-25 Frontage Rd.  
Frederick, CO 80516  
800-909-7071

**GRAND JUNCTION**


2236 Sanford Dr.  
Grand Junction, CO 81505  
800-571-5791

**GREELEY**


305 8th St.  
Greeley, CO 80631  
970-353-0731

**KANSAS CITY**

17327 S Outer Rd.  
Belton, MO 64012  
877-772-9995







## APITONG FLOORING FOR ALL FLATBEDS & DROP DECKS

### 2x8 Apitong #2X8APITONG

- Rough cut (not milled smooth)
- 8" face
- Random lengths
- Direct from mill: lengths are not guaranteed
- Good for drop decktrailers, heavy haul trailers and outriggers.

**\$5.95** Per Foot

### 2x12 Apitong #2X12APITONG

- Rough cut (not milled smooth)
- 12" face
- Square-cut corners
- Measurements within 1/4" of size
- Random lengths
- Direct from mill: lengths are not guaranteed

**\$8.95** Per Foot

## LAMINATED OAK FLOORING

- 12" face
- 1/2" ship lap edges
- Good for dry van trailers and van bodies
- 27' and 52' lengths also available for special order

### 1 3/8"x12" #WDS3-27

**\$90.95** Per 12-Ft Board

### 1 1/4"x12" #WDS3-25

**\$88.95** Per 12-Ft Board

### 1 1/8"x12" #WDS3-24

**\$86.95** Per 12-Ft Board




## FLOOR CLIPS & SCREWS

### Vampire Caps #FRUKCB8814-1

- Used under the flooring to hold down floor
- Clips screw to floor and hook under the crossmember lip with lag screws.

**\$.79** Each



### Self Tapping Torx Head

- |              |             |
|--------------|-------------|
| 1/4 x 1"     | #PROF5-516B |
| 1/4 x 1 1/2" | #PROF5-527B |
| 1/4 x 2"     | #PROF5-538B |
| 1/4 x 2 1/2" | #PROF5-549B |
| 5/16 x 1"    | #PROF5-640B |
| 5/16 x 2"    | #PROF5-662B |
| 5/16 x 3"    | #PROF5-684B |



## SUPPORT LEGS

### Holland Classic Support Leg Set #30-LG2T01SET

- 39,000# vertical lift
- 27,000# side load
- 140,000# rated capacity

**\$274.95** Per Set




### Hardware Kit #1MXLGSQUARE

- Handle, cross shaft, and weld lugs

**\$19.95** Each

## WELD SUPPORT BRACES



Adjusts from 26-41"  
#PEN04-15-26-41

**\$11.95** each

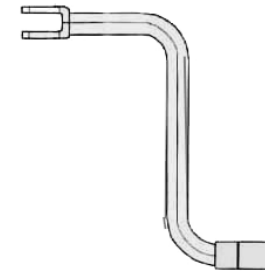
42-57"  
#PEN04-15-42-57

**\$15.95** each

56-72"  
#PEN04-15-56-72

**\$18.95** each

## CRANK HANDLES



7" Horizontal Mount  
#PEN 03-207H

**\$6.95** each

11" Horizontal Mount  
#PEN03-211H

**\$7.95** each

21" Horizontal Mount  
#PEN03-221H

**\$8.95** each

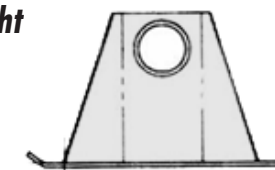
## SAND SHOES & AXLE

10"X10" Pad  
Standard Profile Height  
#PEN 05-300

**\$12.95** each

10"X10" Pad  
Low Profile  
#PEN05-310

**\$12.95** each



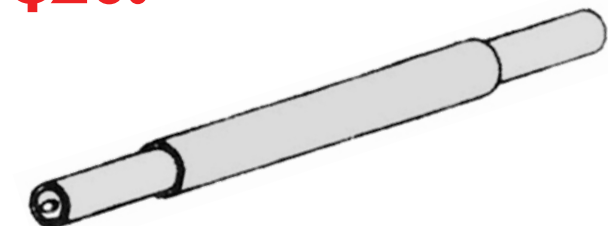
Sandshoe Axle  
#PEN 06-411

**\$8.95** each

## CROSS SHAFT

3-Piece Weld Cross Shaft  
#PEN04-552

**\$20.95** each



Prices subject to change without notice. Pricing expires March 31, 2017.

**COLORADO PARTS EXPERT LINE 877-409-1900**

**GREATER KANSAS CITY AREA 877-772-9995**